



VERSAWALL®



1800 191 131
australianpaving.com.au






FEATURES

- Large block face for a modern look
- Groove joints for easy installation
- Build unreinforced walls to 800mm or engineered walls up to 1400mm
- Specialty corners and capping units

SUITABLE FOR

- Vertical retaining walls
- Straight or curved applications
- Boundary walls with fencing on top
- Steps
- Terraced walls and garden beds



Specifications	Size (w x h x d)	No. per m ²	Weight per unit	Units per pallet
Versawall Block	400 x 200 x 215mm	12.5	21.5kg	60
Versawall Corner	390 x 200 x 215mm	N/A	21.5kg	52
Versacap	300 x 60 x 250mm	N/A	15kg	128
Bullnose Capping	300 x 50 x 300mm	11.1	8.7kg	128

COLOUR RANGE*

Oatmeal




Bondi Blend



Sunstone



Port Blend



Charcoal



*Colours are an indication only. Always sight physical product colour samples before purchase.