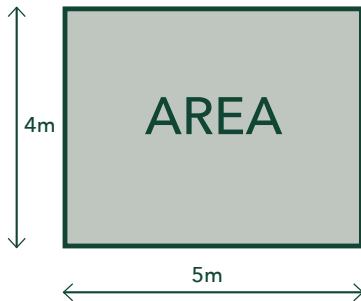


Rectangles



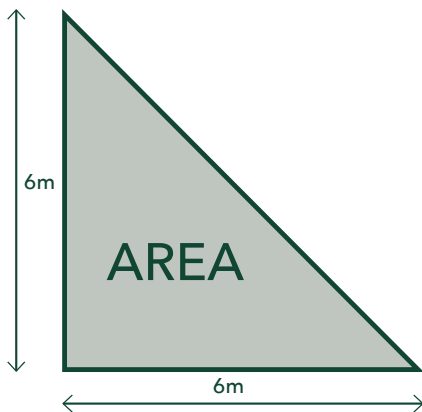
To find the area of a rectangle, multiply the base by the height.

$$b(m) \times h(m) = m^2$$

Example:

$$5m \times 4m = 20m^2$$

Triangles



To find the area of a triangle, multiply the base by the height and then divide by 2.

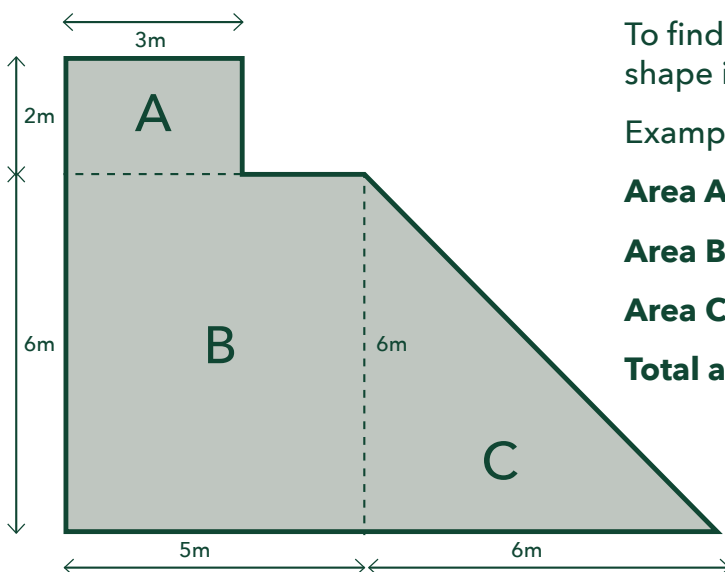
$$1/2 \times b(m) \times h(m) = m^2$$

Example:

$$6m \times 6m = 36m^2$$

$$36/2 = 18m^2$$

Odd Shaped Areas



To find the area of an odd shape, break the shape into sections and add the areas together.

Example:

$$\text{Area A: } 2m \times 3m = 6m^2$$

$$\text{Area B: } 6m \times 5m = 30m^2$$

$$\text{Area C: } 1/2 \times 6m \times 6m = 18m^2$$

$$\text{Total area: } 6 + 30 + 18 = 54m^2$$

CALCULATING MATERIALS



The quantity of the materials needed for the paving job depends upon the total area to be paved:

This can be determined from measurements taken off the plan or if the area to be paved has been pegged out on site. The area is simply calculated by measuring the width and length of the area to be paved.

length ____ (m) x width ____ (m) = ____ area (m²)

Once the square metres of pavers to be laid has been calculated the quantity of materials can be determined using the following rates.



Paving units

Calculate the square metreage to be covered and add 5% to allow for cuts and wastage (only 2% should be required for wastage on jobs greater than 100m²).

Area to be paved ____ (m²) x 1.05 (allows for 5% wastage) = ____ total m² of pavers required

REMEMBER: Deduct the total m² of header course paved from the total m² of pavers required when ordering.

Roadbase material

For every 100mm depth of roadbase material required to prepare the paved area allow 1 tonne of roadbase material for ever 6m² of area to be filled.

Area to be paved ____ (m²) x 0.167 (allows for 100mm thick roadbase) = ____ tonne of roadbase required

Bedding sand

30mm of bedding sand (washed concrete sand) is required under all paving. 1 tonne will cover approximately 15m².

Area to be paved ____ (m²) x 0.05 (allows for 30mm thick bedding sand) = ____ tonne of bedding sand required

Jointing sand

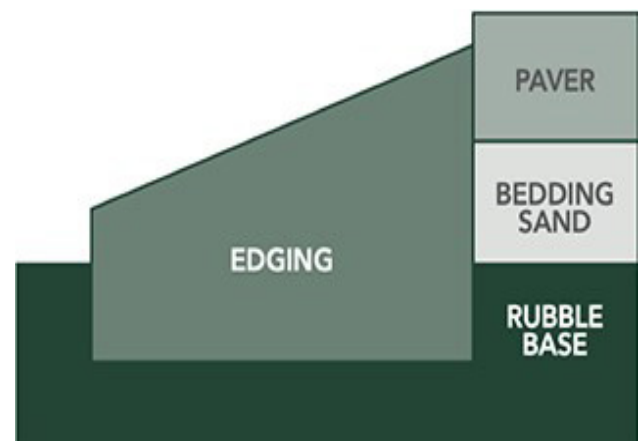
Jointing sand is used to fill the gaps between the paving units once laid. A 40kg bag will cover approximately 15m² of paving depending upon the size of joint spaces.

Area to be paved ____ (m²) x 0.067 (allows for 3mm joint spaces) = 40kg bags of jointing sand required

Concrete edge restraint

Paving not abutting another structure will require a concrete restraining strip, a quarter of a cubic meter of concrete will be required for approximately 50 lineal metres of edge restraint.

Length of edge restraint ____ (m) x 0.005 (allows for 100mm triangular edge restraint) = ____ m³ of concrete required.



Or visit your local APC with your plans and our expert staff can help assist, to work out what you need.

1800 191 131

australianpaving.com.au