


# Wallstone Grande




## Wallstone Grande®

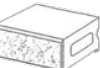


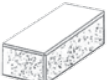
Maximum non-reinforced wall height  
600mm + cap (4 courses)

Large classic four bevelled face.

- ❖ Garden Steps
- ❖ Landscaped Walls
- ❖ Vertical Walls

Product: Whilst these swatches provide a good indication of the products colour, you should always sight product samples before use. Due to natural variations in aggregates, colours may vary.



Product	Type	Size (mm) w x d x h	No. per m <sup>2</sup>	Weight Per Unit	No. Units Per Pallet	Colours
	Wallstone Grande® Standard Unit	300 x 220 x 150mm	22 per sqm	15 kg's	90 Units	MTO - Biscuit Blend
	Wallstone Grande® Split Capping	300 x 240 x 60mm	3.3 L/m	9.4kg's	144 Units	Bondi Blend
	Wallstone Grande® Cornerstones	300 x 220 x 150mm	-	20.4kg's	-	Charcoal
	Universal Bullnose	300 x 300 x 50mm	-	-	-	Oatmeal Sunstone